



User Manual

PSX Auction System

December, 2023

Contents

1.	Expression of Interest	3
2.	Eligible Scrips and Details for Auction	4
3.	Admin Users – Basic Overview	5
3.1	Front Office Admin	6
3.1.1	Home Screen – Front Office	6
3.1.2	Reports Tab– Front Office	7
3.1.3	Bid Screen– Front Office	7
3.1.4	Downloading Client Bids	9
3.1.5	Participant Admin – Front Office	10
3.2	Back Office Admin	10
3.2.1	Home Screen – Back Office	10
3.2.2	Reports – Back Office	11
3.2.3	Operations – Back Office	12
3.2.4	Participant Admin – Back Office	13
4	Registration of Investors	14
4.1	Investor Registrations – Manual Input	14
4.2	Investor Registrations – Uploading	21
4.3	Deletion of Symbol Mapping	24
5	Bidding by Investors - Steps	26
6	Bidding by Participant on Behalf of Investor	29
6.1	Bidding Steps	29
6.2	Downloading Client Bids	33

1. Expression of Interest

Participants who are willing to participate in the Auction are required to submit their Expression of Interest to National Clearing Company of Pakistan / Pakistan Stock Exchange with below mentioned details.

CM ID (Note-1)	CM Name	Type (Note-2)	Participant Contact Person	Contact Person Email Address	Contact Person Mobile # (Note-3)	No. of Branches to be created (Note-4)	Margin Allocation % in case of Branch	Instrument wise Advance Amount (Rs.) (Note-5)
111	ABC	Admin – For Front Office						1- Rs. XXX for symbol ABC
111	ABC	Admin – For Back office						2-Rs. XYZ for symbol DEF

Email addresses for sending Expression of Interest nccpl-docs@nccpl.com.pk; trading@psx.com.pk

Participants include Broker Clearing Member and Non-Broker Clearing Member. The admin users of participant are created by the Auction Manager (PSX) based on the above details.

Notes

- 1- CM ID= Clearing Member IDs assigned by NCCPL. Applicable in both Broker Clearing Members (BCMs) and Non-Broker Clearing Members. CM ID should be of 5-digits
- 2- Every Participant needs to provide details for its two admin users (i) Front Office admin for Bidding (ii) Back Office admin for Investor registration and symbol mapping.
- 3- Mobile# Format 923341234567. In case of Overseas Pakistani; International Mobile Number can also be provided.
- 4- No. of Branches = One Participant can have more than one branch for collection and placement of bids.
- 5- The margin amount will be 10% i.e. the participant can place bids up to 10 times. *(Only applicable on Broker Clearing Members)*

2. Eligible Scrips and Details for Auction

Available scrips for the auction so far include 1 Year GIS issued at Discount, 3 & 5 Years Fixed Rental Rate (FRR) GIS and 3 & 5 Years Variable Rental Rate (VRR) GIS to be issued through PSX Auction System.

Eligible Participants	<ul style="list-style-type: none"> • Broker Clearing Members (BCMs) of NCCPL • Non-Broker Clearing Members (NBCMs) of NCCPL • Professional Clearing Member (PCM)
Eligible Investors	<ul style="list-style-type: none"> • Existing investors having CDC Sub A/c • New investors having no CDC Sub A/c can participate through Facilitation Account service provided by CDC
Margin Requirements	<ul style="list-style-type: none"> • For BCMs, 10% margin one day before auction (A-1), remaining on Settlement Date on A+1 • For NBCMs (Banks or DFI), 100% cash margin one day before auction OR Standing Instruction • For NBCMs (Mutual Funds), 100% cash margin one day before auction OR Irrevocable undertaking from Trustee • For NBCMs (Others), 10% margin one day before auction.
Minimum Bid Size	<ul style="list-style-type: none"> • Rs.5,000 and in multiple thereof
Face Value per Sukuk	<ul style="list-style-type: none"> • Rs.5,000
Maximum Bidding Limit	<ul style="list-style-type: none"> • For competitive bids, there is no maximum amount. • For non-competitive bids, the maximum limit per investor per tenor is 0.25% pre-auction target amount or Rs. 500 million whichever is lower.

3. Admin Users – Basic Overview

There are two types of admin users of the Participant, created by the Auction Manager (PSX):

- A. Admin User 1 (For Back-Office)
- B. Admin User 2 (For Front-Office)

Participant with Single Branch:

The Auction Manager (PSX) will provide access to both admin users of Participant (Back Office and Front Office). Back Office user will be given the right to access the Operations Module where investors can be registered. On the other hand, Front Office admin will be given the rights of accessing Bid Module for placement of bids.

Menus of Admin Auction Portals

S. No.	Admin User 1 - Back Office	Admin User 2 - Front Office
1	Home	Home
2	Reports	Reports
3	Operations (only for investor creation)	Bid Screen (only for bidding)
4	Admin Name – Back Office	Admin Name – Front Office

Participant with Multiple Branches:

In case of multiple branches, Auction Manager will also create Senior ID of front office.

- Front Office Senior ID is provided if a Participant have branches.
- Front Office Senior ID can bid on behalf of all of its investors of all branches.
- Front Office Senior ID can view all the bids placed by its investors (only bid value)

Menus of Admin Auction Portals

S.No.	Admin User 1 - Back Office	Admin User 2 - Front Office	Admin User 2 - Front Office Senior
1	Home	Home	Home
2	Reports	Reports	Reports
3	Operations	Bid Screen	Bid Screen
4	Admin Name – Back Office	Admin Name – Front Office	Senior Admin Name – Front Office

Participant can access their admin auction portals by accessing their login credentials as guided in below table:

Login Credentials	ID & Password	PIN
Received on	On registered Email	On registered Mobile Number

3.1 Front Office Admin

3.1.1 Home Screen – Front Office

The Home screen of the Front Office Auction Admin shall be as follows:

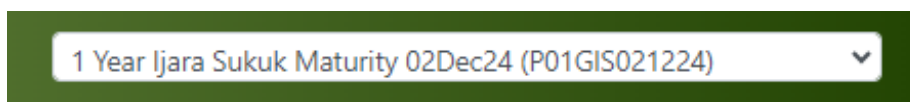


The screenshot shows the PSX Auction System interface. At the top, there is a navigation bar with the PSX logo, the text "PSX Auction System", and menu items: "Home", "Reports", "Bid Screen", and "Nabeel Abid - Front Office". Below the navigation bar is a section titled "Issuer Scrip Details" with a dropdown menu showing "1 Year Ijara Sukuk Maturity 02Dec24 (P01GIS021224)". The main content area displays a table of details for the selected scrip.

Issuer Scrip Details		1 Year Ijara Sukuk Maturity 02Dec24 (P01GIS021224)	
Issuer Name	Debt Management Office - MoF	Auction Manager	IBRAHIM SIDDIQUI
Scrip Code	P01GIS021224	Scrip Name	1 Year Ijara Sukuk Maturity 02Dec24
Floor Price	75	Ceiling Price	100
Tick Size	0.0001	Denomination	5,000
Minimum Order Value	5,000	Bid Type	Comp/Non-Comp
Non-Competitive Bid Maximum Value	75,000,000	Competitive Bid Maximum Value	
Begin Date	2024-01-02	End Date	2024-01-02
Start Time	15:12	End Time	15:35
Non-Competitive Begin Date	2024-01-02	Non-Competitive End Date	2024-01-02
Non-Competitive Begin Time	15:12	Non-Competitive End Time	15:35
Initiated By	P99901	Target Amount	30,000,000,000

The home screen of Front Office Admin showing main tabs and issuer scrip details for the auction. In case of an auction for multiple securities, the details can be viewed by selecting the relevant security from the dropdown menu of issuer scrip details section.

Drop-down for security selection:

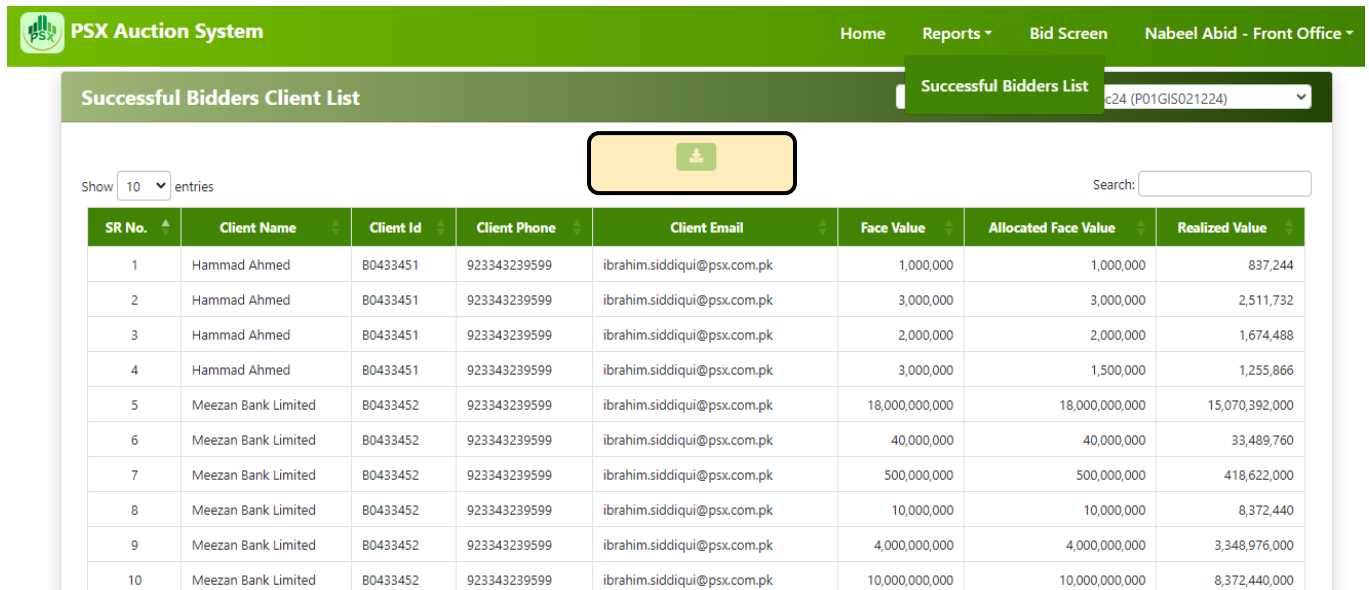


The screenshot shows a dropdown menu with the selected security: "1 Year Ijara Sukuk Maturity 02Dec24 (P01GIS021224)".

3.1.2 Reports Tab– Front Office

Front Office Admin can access Successful Bidders list from Report menu once bidding time ends.

- To View: Click on Reports → Successful Bidders List
- To Download: Click on Reports → Successful Bidders List → Click on Download Button

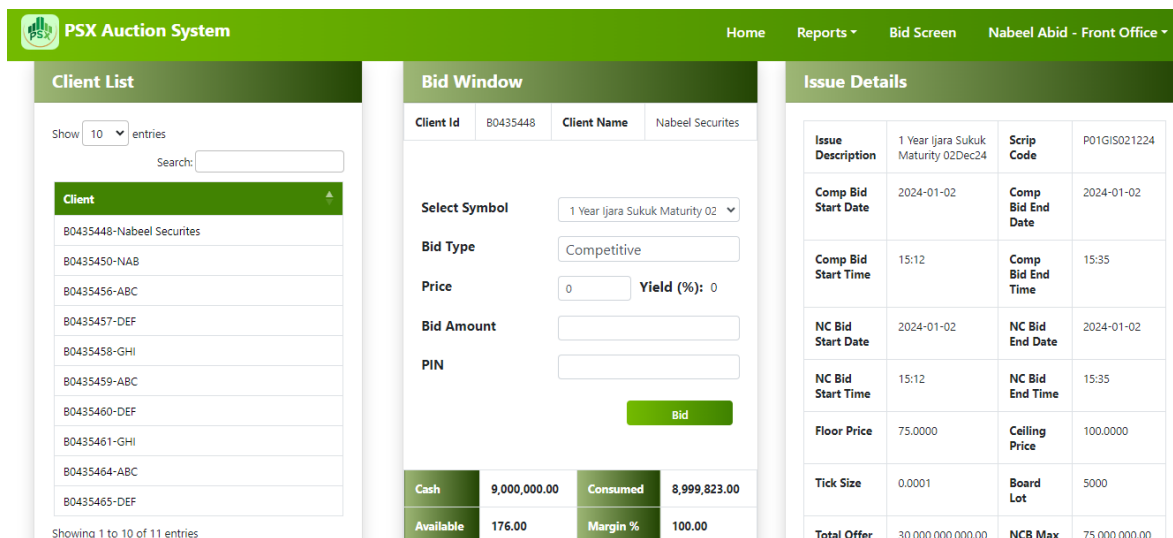


The screenshot shows the PSX Auction System interface. The top navigation bar includes 'Home', 'Reports', 'Bid Screen', and 'Nabeel Abid - Front Office'. The main content area is titled 'Successful Bidders Client List' and features a 'Successful Bidders List' dropdown menu set to 'c24 (P01GIS021224)'. A download button is highlighted with a red box. Below the download button is a table with 10 entries. The table columns are: SR No., Client Name, Client Id, Client Phone, Client Email, Face Value, Allocated Face Value, and Realized Value.

SR No.	Client Name	Client Id	Client Phone	Client Email	Face Value	Allocated Face Value	Realized Value
1	Hammad Ahmed	B0433451	923343239599	ibrahim.siddiqui@psx.com.pk	1,000,000	1,000,000	837,244
2	Hammad Ahmed	B0433451	923343239599	ibrahim.siddiqui@psx.com.pk	3,000,000	3,000,000	2,511,732
3	Hammad Ahmed	B0433451	923343239599	ibrahim.siddiqui@psx.com.pk	2,000,000	2,000,000	1,674,488
4	Hammad Ahmed	B0433451	923343239599	ibrahim.siddiqui@psx.com.pk	3,000,000	1,500,000	1,255,866
5	Meezan Bank Limited	B0433452	923343239599	ibrahim.siddiqui@psx.com.pk	18,000,000,000	18,000,000,000	15,070,392,000
6	Meezan Bank Limited	B0433452	923343239599	ibrahim.siddiqui@psx.com.pk	40,000,000	40,000,000	33,489,760
7	Meezan Bank Limited	B0433452	923343239599	ibrahim.siddiqui@psx.com.pk	500,000,000	500,000,000	418,622,000
8	Meezan Bank Limited	B0433452	923343239599	ibrahim.siddiqui@psx.com.pk	10,000,000	10,000,000	8,372,440
9	Meezan Bank Limited	B0433452	923343239599	ibrahim.siddiqui@psx.com.pk	4,000,000,000	4,000,000,000	3,348,976,000
10	Meezan Bank Limited	B0433452	923343239599	ibrahim.siddiqui@psx.com.pk	10,000,000,000	10,000,000,000	8,372,440,000

(Successful bidders will be downloaded in MS Excel)

3.1.3 Bid Screen– Front Office



The screenshot shows the PSX Auction System interface with three main panels: Client List, Bid Window, and Issue Details.

Client List: Shows a search bar and a list of clients. The first client is B0435448-Nabeel Securities.

Bid Window: Shows the bid details for Client Id B0435448, Client Name Nabeel Securities. The selected symbol is '1 Year Ijara Sukuk Maturity 02'. The bid type is 'Competitive'. The price is 0 and the yield is 0%. The bid amount and PIN fields are empty. A 'Bid' button is visible. At the bottom, there is a summary table:

Cash	9,000,000.00	Consumed	8,999,823.00
Available	176.00	Margin %	100.00

Issue Details: Shows the issue description '1 Year Ijara Sukuk Maturity 02Dec24' with Scrip Code P01GIS021224. It includes bid start and end dates (2024-01-02), bid start and end times (15:12), floor price (75.0000), ceiling price (100.0000), tick size (0.0001), board lot (5000), and total offer (30,000,000,000.00).

The Front Office Admin of the Participant has the right to access the Bid Screen Module in order to participate in bidding.

Sections of Bid Screen:

Section 1 – Client List	Section 2 – Bid Window	Section 3 – Issue Details
<ul style="list-style-type: none"> Shows list of all the investors (Participant + Individuals) which have been created by the Back Office Admin of the Participant. 	<ul style="list-style-type: none"> Placement of bids on behalf of its investors by selecting symbol, bid type, price/bid rental rate/BPS and bid amount PIN will also be required in order to confirm the bid. (Received on registered mobile number) Cash and Margin details will also be showed. <ul style="list-style-type: none"> Cash: The total cash assigned to the investor. Consumed: Limit consumed from the total available limit by the investor through placement of bids. Available: Available bid limit. Margin: Instrument wise advance amount to be deposited at A-1 as a percentage (%) of the Total Face Value of Bid 	<p>This section shows the complete scrip details for auction including:</p> <ul style="list-style-type: none"> Issue Description Scrip Code Bid timings (Competitive + Non-Competitive) Floor and Ceiling Price (Range available for bidding) Tick Size Board Lot (Lot Size) Total Offer NCB Max Value (Net Capital Balance Max Value) RMS Status Minimum Order Value
Section 4 – Client Bids		
<ul style="list-style-type: none"> The section of Client Bids shows all the bids entered by the clients on their own and bids entered by the participant on their behalf. Front Office Admin can see all the bids placed by its investors. However, the price and yield of those bids will not be visible as these bids are anonymous. Please see the screenshot below for better understanding. (See the figure below for anonymous bids where price and yield are not visible) 		

Client Bids

csv Search:

Date	Time	Client Id	Client Name	Symbol	Order No	Price	Yield (%)	Bid Amount	Order Action	Bid Type	Initiator	Actions
2024-01-02	15:25:15	B0435448	Nabeel Securites	P01GIS021224	00000161	0.0000	0.0000	5,000.00	New	Competitive	Client	✕
2024-01-02	15:13:50	B0435450	NAB	P01GIS021224	00000134	0.0000	0.0000	100,000.00	New	Competitive	Client	✕
2024-01-02	15:14:37	B0435450	NAB	P01GIS021224	00000139	0.0000	0.0000	50,000.00	New	Competitive	Client	✕
2024-01-02	15:15:19	B0435450	NAB	P01GIS021224	00000140	0.0000	0.0000	200,000.00	New	Competitive	Client	✕
2024-01-02	15:16:24	B0435450	NAB	P01GIS021224	00000141	0.0000	0.0000	50,000.00	New	Competitive	Client	✕
2024-01-02	15:12:56	B0435450	NAB	P01GIS021224	00000130	0.0000	0.0000	500,000.00	New	Competitive	Client	✕

Showing 11 to 16 of 16 entries Previous 1 2 Next

(Screenshot showing anonymous bids)

3.1.4 Downloading Client Bids

Client Bids can be downloaded from the Client bid section of the Front Office by clicking on “CSV” option available on the screen as depicted in the following screenshot:

Client Bids

csv Search:

Date	Time	Client Id	Client Name	Symbol	Order No	Price	Yield (%)	Bid Amount	Order Action	Bid Type	Initiator	Actions
2024-01-02	15:20:53	B0435448	Nabeel Securites	P01GIS021224	00000150	89.1947	12.1476	500,000.00	New	Competitive	B0435445	✕
2024-01-02	15:20:24	B0435448	Nabeel Securites	P01GIS021224	00000147	89.1947	12.1476	50,000.00	New	Competitive	B0435445	✕
2024-01-02	15:20:38	B0435448	Nabeel Securites	P01GIS021224	00000148	89.1947	12.1476	500,000.00	New	Competitive	B0435445	✕
2024-01-02	15:23:39	B0435448	Nabeel Securites	P01GIS021224	00000159	89.1910	12.1522	15,000.00	New	Competitive	B0435445	✕
2024-01-02	15:21:43	B0435448	Nabeel Securites	P01GIS021224	00000153	88.8999	12.5204	200,000.00	New	Competitive	B0435445	✕
2024-01-02	15:22:35	B0435448	Nabeel Securites	P01GIS021224	00000156	88.8999	12.5204	3,000,000.00	New	Competitive	B0435445	✕
2024-01-02	15:22:56	B0435448	Nabeel Securites	P01GIS021224	00000157	88.8999	12.5204	700,000.00	New	Competitive	B0435445	✕
2024-01-02	15:23:06	B0435448	Nabeel Securites	P01GIS021224	00000158	88.8999	12.5204	150,000.00	New	Competitive	B0435445	✕
2024-01-02	15:21:12	B0435448	Nabeel Securites	P01GIS021224	00000152	88.8999	12.5204	5,000,000.00	New	Competitive	B0435445	✕
2024-01-02	15:19:32	B0435450	NAB	P01GIS021224	00000145	88.1974	13.4188	200,000.00	New	Competitive	B0435445	✕

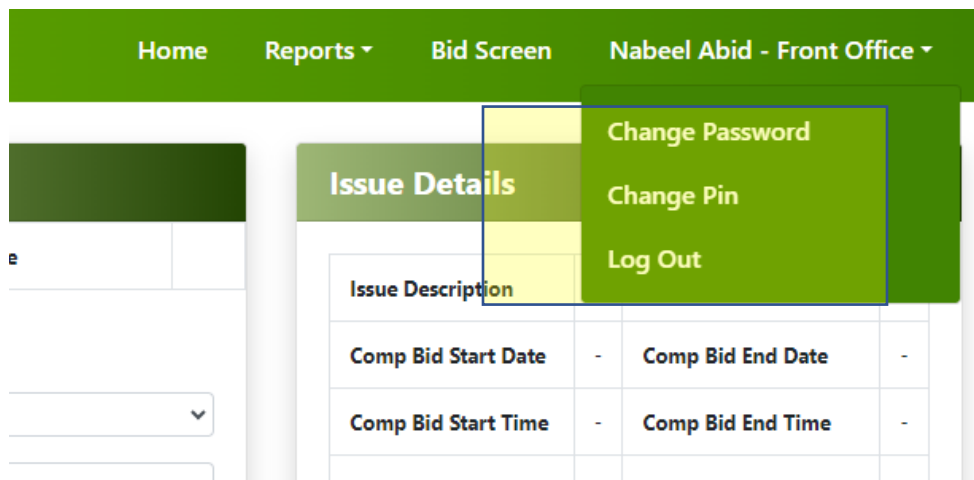
Showing 1 to 10 of 16 entries Previous 1 2 Next

(Client Bids)

3.1.5 Participant Admin – Front Office

Last tab with the name of Front Office admin allow users to change credentials and logout from the auction system.

- (a) Change Password→ To change password which shall be received on registered Email.
- (b) Change PIN→ To change PIN which is received through SMS. The updated PIN will be received on registered mobile number.
- (c) Log Out→ To logout from the admin.



3.2 Back Office Admin

3.2.1 Home Screen – Back Office

The Home screen of Back Office Auction Admin shall be as follows:

Issuer Scrip Details		1 Year Ijara Sukuk Maturity 02Dec24 (P01GIS021224) ▾	
Issuer Name	Debt Management Office - MoF	Auction Manager	IBRAHIM SIDDIQUI
Scrip Code	P01GIS021224	Scrip Name	1 Year Ijara Sukuk Maturity 02Dec24
Floor Price	75	Ceiling Price	100
Tick Size	0.0001	Denomination	5,000
Minimum Order Value	5,000	Bid Type	Comp/Non-Comp
Non-Competitive Bid Maximum Value	75,000,000	Competitive Bid Maximum Value	
Begin Date	2024-01-02	End Date	2024-01-02
Start Time	15:12	End Time	15:35
Non-Competitive Begin Date	2024-01-02	Non-Competitive End Date	2024-01-02
Non-Competitive Begin Time	15:12	Non-Competitive End Time	15:35
Initiated By	P99901	Target Amount	30,000,000,000

The main screen of Back Office showing main tabs and Issuer scrip details for the auction. In case of auction in multiple securities, the details can be viewed by selecting the relevant security from the dropdown menu of issuer scrip details section.

Issuer Scrip Details		1 Year Ijara Sukuk Maturity 02Dec24 (P01GIS021224) ▾	
Issuer Name	Debt Management Office - MoF	Auction Manager	IBRAHIM SIDDIQUI
Scrip Code	P01GIS021224	Scrip Name	1 Year Ijara Sukuk Maturity 02Dec24
Floor Price	75	Ceiling Price	100

(Issuer Scrip dropdown)

3.2.2 Reports – Back Office

Back Office Admin can access Successful Bidders list from the Reports menu.

- To View: Click on Reports → Successful Bidders List
- To Download: Click on Reports → Successful Bidders List → Click on Download Button

Successful Bidders Client List 1 Year Ijara Sukuk Maturity 02Dec24 (P01GIS021224)

Show 10 entries Search:

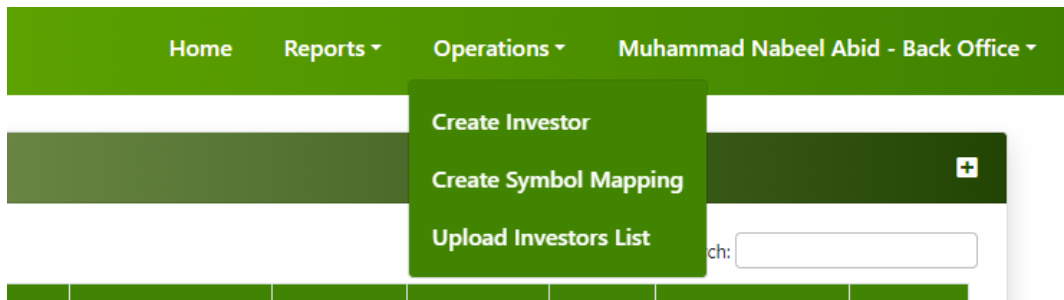
SR No.	Client Name	Client Id	Client Phone	Client Email	Face Value	Allocated Face Value	Realized Value
1	Hammad Ahmed	B0433451	923343239599	ibrahim.siddiqui@psx.com.pk	1,000,000	1,000,000	837,244
2	Hammad Ahmed	B0433451	923343239599	ibrahim.siddiqui@psx.com.pk	3,000,000	3,000,000	2,511,732
3	Hammad Ahmed	B0433451	923343239599	ibrahim.siddiqui@psx.com.pk	2,000,000	2,000,000	1,674,488
4	Hammad Ahmed	B0433451	923343239599	ibrahim.siddiqui@psx.com.pk	3,000,000	1,500,000	1,255,866
5	Meezan Bank Limited	B0433452	923343239599	ibrahim.siddiqui@psx.com.pk	18,000,000,000	18,000,000,000	15,070,392,000
6	Meezan Bank Limited	B0433452	923343239599	ibrahim.siddiqui@psx.com.pk	40,000,000	40,000,000	33,489,760
7	Meezan Bank Limited	B0433452	923343239599	ibrahim.siddiqui@psx.com.pk	500,000,000	500,000,000	418,622,000
8	Meezan Bank Limited	B0433452	923343239599	ibrahim.siddiqui@psx.com.pk	10,000,000	10,000,000	8,372,440
9	Meezan Bank Limited	B0433452	923343239599	ibrahim.siddiqui@psx.com.pk	4,000,000,000	4,000,000,000	3,348,976,000
10	Meezan Bank Limited	B0433452	923343239599	ibrahim.siddiqui@psx.com.pk	10,000,000,000	10,000,000,000	8,372,440,000

3.2.3 Operations – Back Office

Operations tab contains a list of options as follows:

- Create Investor
- Create Symbol Mapping
- Upload Investor List

Create Investor	Create Symbol Mapping	Upload Investors List
<ul style="list-style-type: none"> • This option to create new investors including Participant and Individual investors. 	<ul style="list-style-type: none"> • Mapping of Symbols for auction for each investor. 	<ul style="list-style-type: none"> • Back Office admin can upload all the investors directly instead of filling forms for each investor separately.

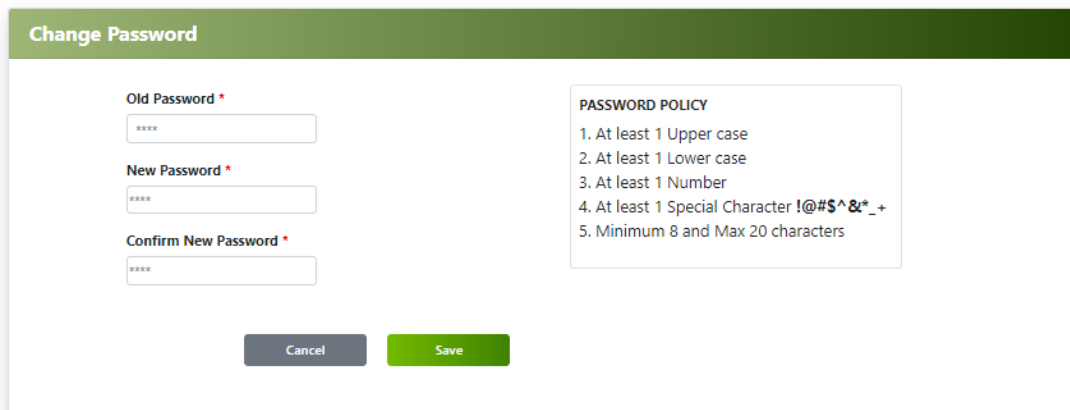
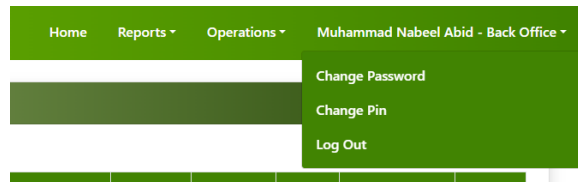


(Operations Tab – BackOffice Admin)

3.2.4 Participant Admin – Back Office

Last tab with the name of Back Office admin allows users to change credentials and to logout from the Auction system.

- (a) Change Password → To change password which shall be received via Email.
- (b) Change PIN → The updated PIN will be received on registered mobile number.
- (c) Log Out → To logout from the back-office admin.



The image shows a 'Change Password' form with the following fields and options:

- Old Password *
- New Password *
- Confirm New Password *
- Cancel button
- Save button

PASSWORD POLICY

1. At least 1 Upper case
2. At least 1 Lower case
3. At least 1 Number
4. At least 1 Special Character !@#\$%^&*+_
5. Minimum 8 and Max 20 characters

(Change Password)

Change PIN

Old PIN *

New PIN *

Confirm New PIN *

PIN POLICY

1. Minimum 4 characters

(Change PIN)

4 Registration of Investors

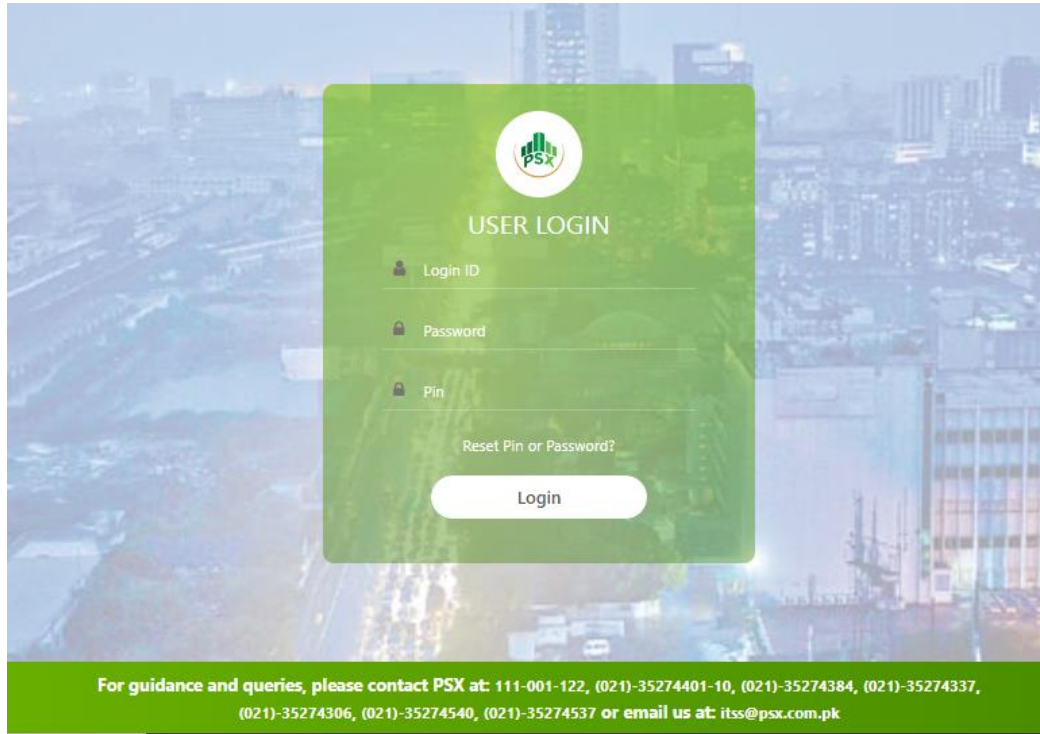
There are two ways of registration of investors from Back Office Admin.

Manual Registration	Upload
Manual submission of Form in Auction System for each investor	Upload investors along with details in a predefined format into the Auction System.

4.1 Investor Registrations – Manual Input

Step 01: Log in to the Back Office of Participant Admin via the link shared below.

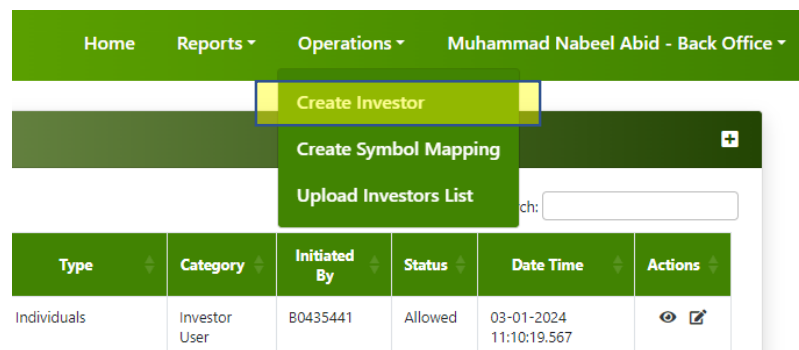
Link of Auction System: <https://debt.psx.com.pk/>



(Login Screen)

Step 02: Click on “Create Investor” under the “Operations” tab after logging into the auction portal.

Operations → Create Investor



Step 03: Click on “+” sign to add a new investor as highlighted in the screenshot below.

Investors List

Show 10 entries Search:

Code	Login ID	Name	Email	Mobile #	Type	Category	Initiated By	Status	Date Time	Actions
0435	B0435464	ABC	muhammad.nabeel@psx.com.pk	923311234567	Individuals	Investor User	B0435441	Allowed	03-01-2024 11:10:19.567	
0435	B0435456	ABC	muhammad.nabeel@psx.com.pk	923311234567	Individuals	Investor User	B0435441	Allowed	03-01-2024 10:25:30.458	
0435	B0435459	ABC	muhammad.nabeel@psx.com.pk	923311234567	Individuals	Investor User	B0435441	Allowed	03-01-2024 10:54:46.754	
0435	B0435460	DEF	muhammad.nabeel@psx.com.pk	923311234560	Investment Banks	Investor	B0435441	Allowed	03-01-2024	

Step 04: Fill the form as shown in the screenshot below.

Add Investor

Participant **Name ***

CNIC / Company Registration # / SBP License # * **NTN**

Category * **IBAN ***

City **Mobile # ***

Email Address * **Assign Role ***

Form # **Participant ID**

CDC Sub Account # **CDC Investor Account #**

Validate PIN Code **Status**

- Category ***
- Individuals
 - Commercial Bank
 - DFIs
 - Foreign Companies
 - Foreign Individuals
 - High Net Worth Individuals
 - Individuals
 - Insurance Companies
 - Investment Banks
 - Investment Companies
 - Leasing Companies
 - Microfinance Bank
 - Modarabas
 - Mutual Funds
 - Other Institution/ Corporate
 - Provident/ Pension Funds
 - Specialized PDs
 - TREC Holders

(Categories of Investors)

All the fields for Step 04 are elaborated in the table below:

Fields	Input
Participant	Participant Name will be available by default.
Name *	Enter Name of Investor Note: If participant is an investor then enter exact Participant name as written in the "Participant" field
CNIC/Company Registration #/SBP License # *	<ul style="list-style-type: none"> Enter CNIC in case of individual investor Enter Company Registration # or SBP License number in case of Organization.
NTN	National tax number of investors
Category *	Enter Category of Investor from drop-down menu. <i>(see below screenshot)</i>
IBAN *	Enter 24-digit International bank account number in proper alpha-numeric format i.e. PK12BAHL1068007801028101
City	i.e. Karachi
Mobile # *	Active mobile number
Email Address *	Active Email address of investor
Assign Role *	Select "Investor Role" from the drop-down menu of Assign Role
Form #	-
Participant ID*	Enter 5-digit clearing ID of participant
CDC Sub Account #	Enter CDC Sub Account # of investor if available It is not mandatory requirement for the bid placement. For those new investors, who don't have CDC sub account, can participate in the bidding process through Facilitation account created by CDC for this purpose. However, within 40 days the investor should open a CDC account, so that Sukuks can be credited into their respective CDC Sub Account.
CDC Investor Account #	Enter CDC Investor Account # if available
Validate PIN Code	"Yes"
Status	<p>"Allowed" status in order to allow investor to login their auction portal to place bids.</p> <p>"Disallowed" In order to restrict investor from accessing auction portal for bidding.</p> <p>Status=Disallowed disable the investor to login into his/her account OR he/she cannot participate in the auction. List of disabled investors available to the admin that he can see disabled investors on participant bid screen to place order but email of credentials & bid placement will be keep forwarding to the end investor.</p>

Note: All Fields with * are mandatory.

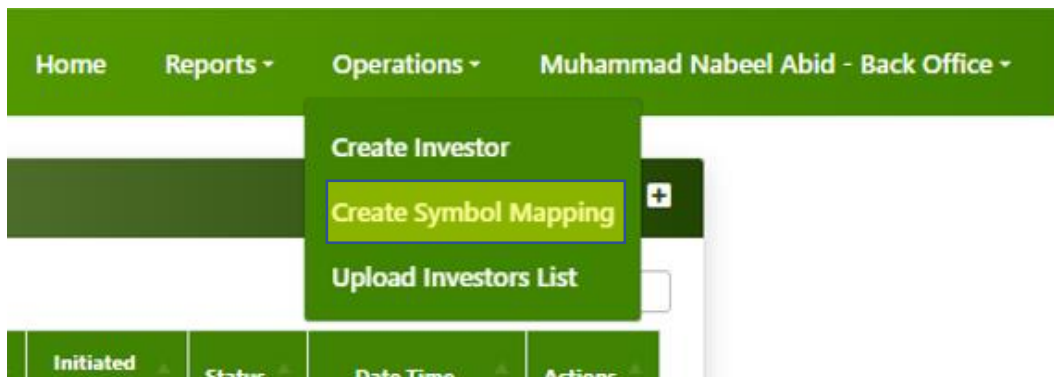
Category *

Individuals

- Commercial Banks
- DFIs
- Foreign Companies
- Foreign Individuals
- High Net Worth Individuals
- Individuals
- Insurance Companies
- Investment Banks
- Investment Companies
- Leasing Companies
- Microfinance Bank
- Modarabas
- Mutual Funds
- Other Institution/ Corporate
- Provident/ Pension Funds**
- Specialized PDs
- TREC Holders

(Investor category)

Step 05: After investor creation, click on “Create Symbol Mapping”. Click on “+” sign to map new symbol.



Step 06: Click on “+” sign to map new symbol.

Investor Symbol Mapping List

CSV Search:

Investor	Symbol Code	Symbol Name	Bid Type	Cash	Margin (%)	Category	Date	Status	Actions
JS Bank Ltd	P01GIS021224	1 Year Ijara Sukuk Maturity 02Dec24	Competitive	0.00	0.00	Investor User	2024-01-08	Allowed	+
JS Bank Ltd	P03FRR121226	3 Year Fixed Rental Rate 12Dec26	Competitive	0.00	0.00	Investor User	2024-01-08	Allowed	+

Step 07: Fill the form as shown below.

Edit Investor Symbol Mapping

Admin Symbol Statistics	Cash:	10,000,000	Allocated:	10,000,000	Available:	0
-------------------------	-------	------------	------------	------------	------------	---

Investor * Nabeel Securites

Symbol * 1 Year Ijara Sukuk Maturity 02Dec24 (P01GIS021224)

Bid Type * Competitive

Cash * 9000000.00

Margin (%) * 100.00

Risk Management * Enable

Status * Allowed Disallowed

Cancel
Save

(Screen of Investor Symbol Mapping)

All the fields for Step 07 are elaborated in the table below:

Fields	Input
Investor *	Select investor from the drop-down list.
Symbol *	Select symbol from drop-down menu for mapping. <i>Note:</i> <ul style="list-style-type: none"> In case of bidding in multiple scrips, back-office will map each symbol separately for each investor.
Bid Type *	Select Bid Type for auction bidding Bid Types: 1-Competitive 2-Non-Competitive 3-Comp/Non-Competitive (for both)
Cash *	<ul style="list-style-type: none"> Back Office Participant shall require Instrument wise deposit amount from their investors for registrations. Assign cash to each investor based on their scrip wise deposits. <p>Cash statistics are shown at the top of the symbol mapping window. Cash: Total cash assigned to Participant Available: Cash available for further allotment. Allocated: Cash allotted to investors</p>

	*Cash will only be applicable on BCMs	
Margin % *	Add Margin %	
	Few Margin Scenarios	
	1-Cash and Margin is 0 <i>(in case of NBCMs)</i>	Risk Management will be disabled
	2-Cash is entered with margin of 10% <i>(in case of BCMs)</i>	Risk Management will be enabled and Investor can bid 10 times of the margin.
	Note: In case if no cash and margin is assigned to the participant, the participant can still assign cash and margin to its investors to mitigate the risk in the case where investors are placing bids on their own.	
Risk Management*	Risk Management will be enabled in case of entering Margin %, otherwise it will be disabled.	
Status *	"Allowed" = If investor is allowed to place bids on their own. "Disallowed" = If participant place bids on investor behalf.	

Note: All fields with * sign are mandatory.

Step 08: Investor will now receive Auction system login credentials on email and PIN on mobile number after symbol mapping.

Login Credentials	ID & Password	PIN
Mode	Email from bookbuilding@psx.com.pk	Registered Mobile Number

Sample of Email:

This email will be received by investor so that Investor can bid by logging into the auction portal at the time of bidding.

PSX Auction System

Alpha has been successfully registered to participate in GDS auction. Please find below the User ID, Password to login to PSX Auction System Portal <https://debt.psx.com.pk>

Name	Alpha
Email	muhammad.nabeel@psx.com.pk
CNIC No	4210107113864
NTN	789456
Mobile No	92331345042
Nationality	N/A
Address	
IBAN	PK69BKIP0100639361980777
Login ID	B0435468
Password	uOjF7Fim
Pin Code	Will be shared on SMS
Telephone	82331345042
CDC Participant Name	N/A
CDC Participant ID	
CDC House A/C No	N/A
CDC Investor A/C Id	
CDC Investor Service A/C Id.	N/A

GDS FAQ & Post Auction Bid Pattern will be available on this link

Sample of SMS for PIN:

Dear Alpha

Your credentials are as

PIN: SyeX

4.2 Investor Registrations – Uploading

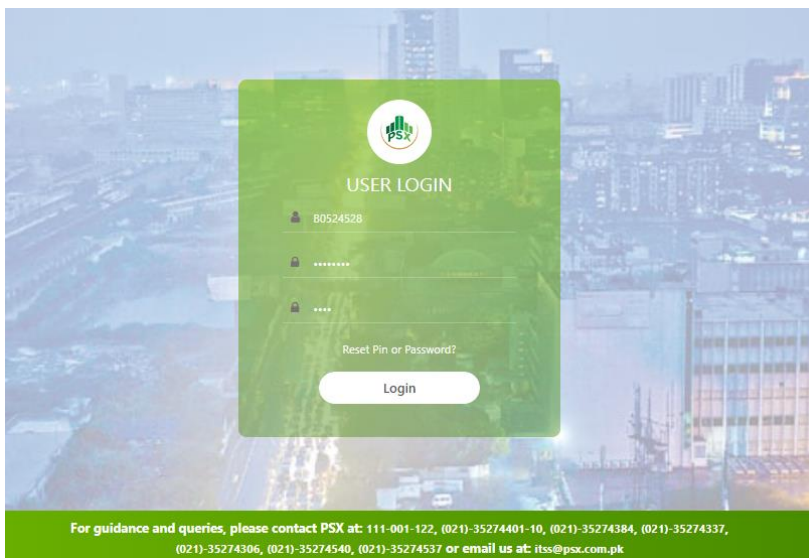
Back Office Admin of Participant can also upload list of its investors instead of manual input of each investor into the auction portal.

Note: Symbol mapping will be done manually by the back office once investor uploaded via uploading option.

Steps to Upload Investors as follows:

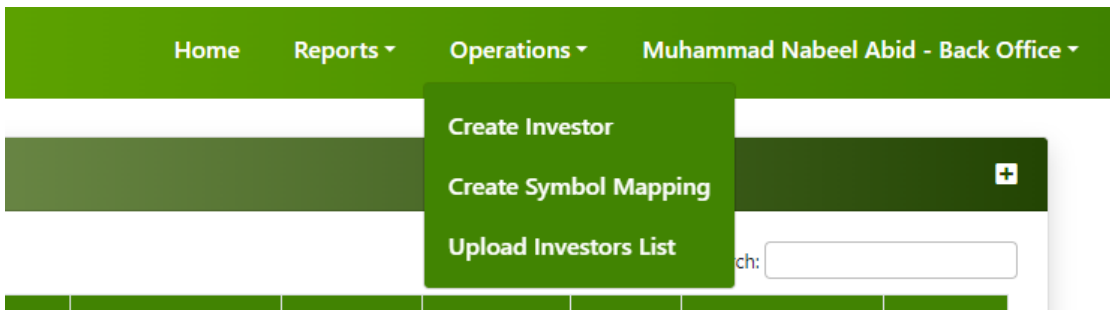
Step 01: Log in to the Back Office of Participant Admin via the link shared below

Link for creating investors: <https://debt.psx.com.pk/>



Step 02: Click on “Upload Investor” under the “Operations” tab.

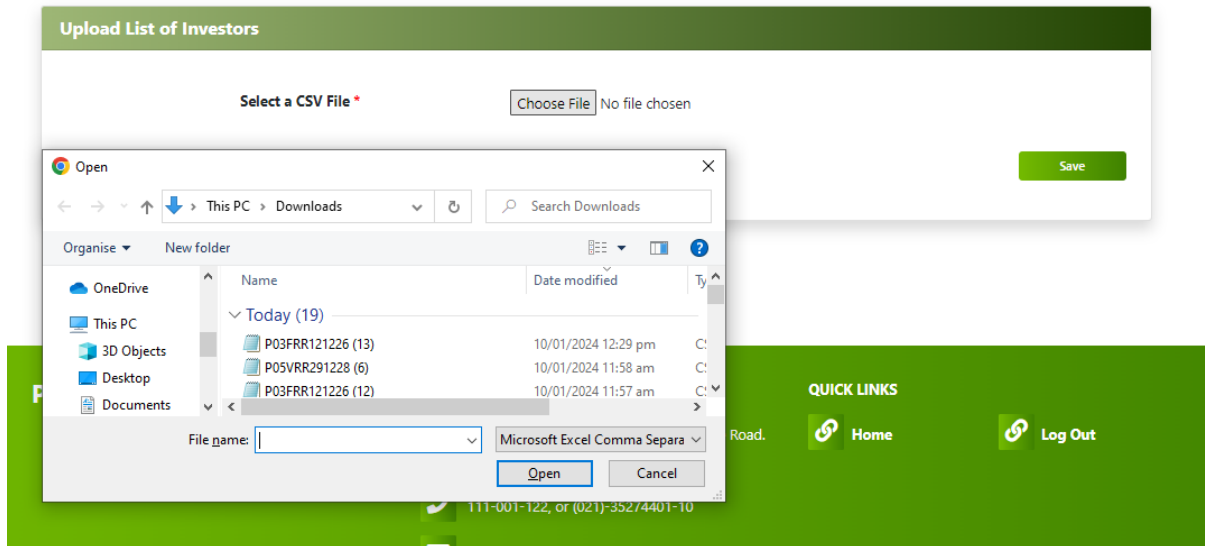
Operations → Upload Investors List



Step 03: Click on the “choose file” button.

Upload Investor List → “Choose File” button

Step 04: Upload the file from the system.



General Instruction for File:

- File should be prepared in CSV format (CSV MS-DOS)
- Remove all headers
- Sequence of columns should be followed. (Please see below details of required fields)

S. No.	Required Fields	Max Length	Mandatory	Remarks
1	Name	100	Yes	
2	CNIC	70	Yes	13-digits valid CNIC. Company registration # /SBP License no. should contain at least 7 digits.
3	NTN	20	No	NTN is not mandatory for these client categories IN, HI, FN and FC (See table below)
4	Client Category	3	Yes	
5	IBAN	24	Yes	
6	Mobile #	30	Yes	
7	Email	90	Yes	
8	Participant ID	90	Yes	Participant ID must consist of 5 digits.
9	CDC Sub Account	90	No	Note: If CDC sub account is not available then it shall remain blank.

Uploading File in CSV Format:

```
Nabeel,4210110055555,,IN,PK69BAHL1333333333333333,923311000000,muhammad.nabeel@psx.com.pk,35341,  
NAB LLC,5555544411,1010,CR,PK69BAHL1333333333333334,923311000000,muhammad.nabeel@psx.com.pk,35495,333  
Hasan Securities,6549871002,9101,TH,PK69BAHL1333333333333335,923311000000,muhammad.nabeel@psx.com.pk,35514,999
```

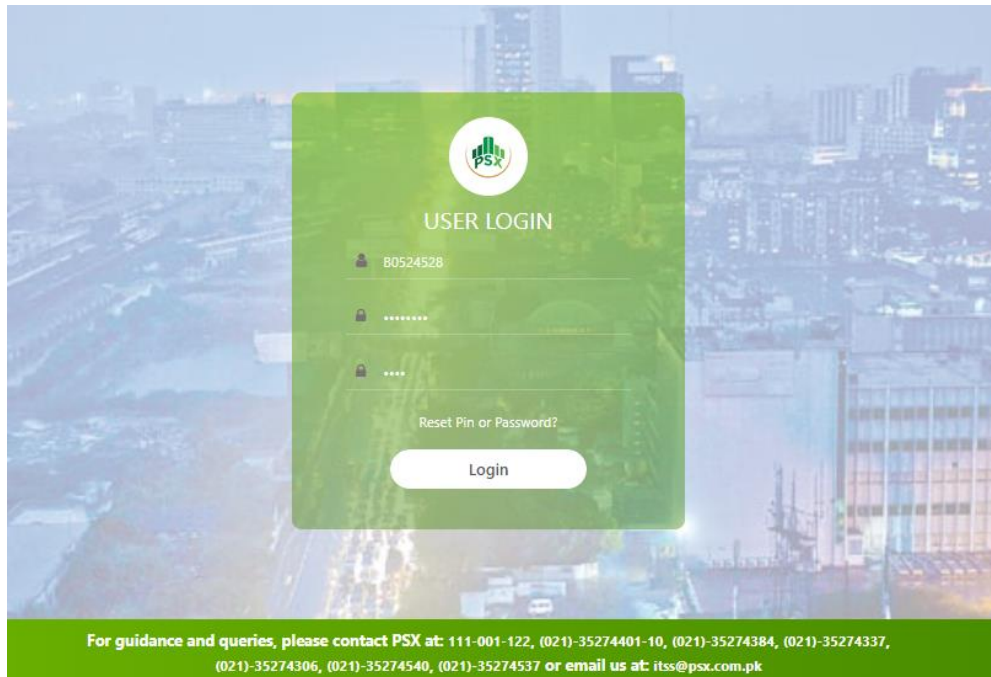
Step 05: Please check all the uploaded investors in create investor option.

Operations → Create investor → See list of investors uploaded

4.3 Deletion of Symbol Mapping

Step # 01: Login back-office of participant admin via the link shared below

Link for creating investors: <https://debt.psx.com.pk/>



USER LOGIN

B0524528

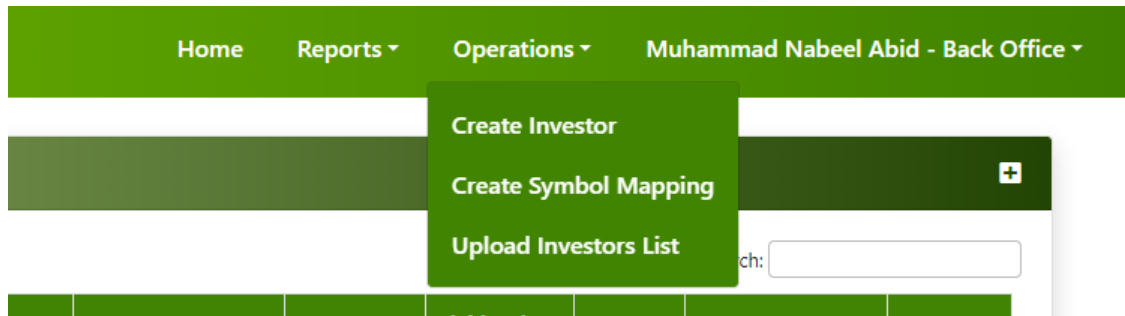
Reset Pin or Password?

Login

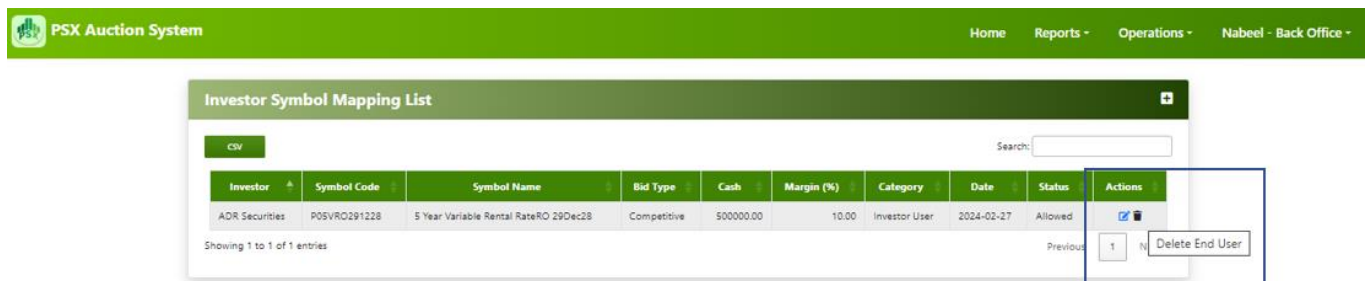
For guidance and queries, please contact PSX at: 111-001-122, (021)-35274401-10, (021)-35274384, (021)-35274337, (021)-35274306, (021)-35274540, (021)-35274537 or email us at: itss@psx.com.pk

Step 02: Click on the “Create Symbol Mapping” under the “Operations” tab.

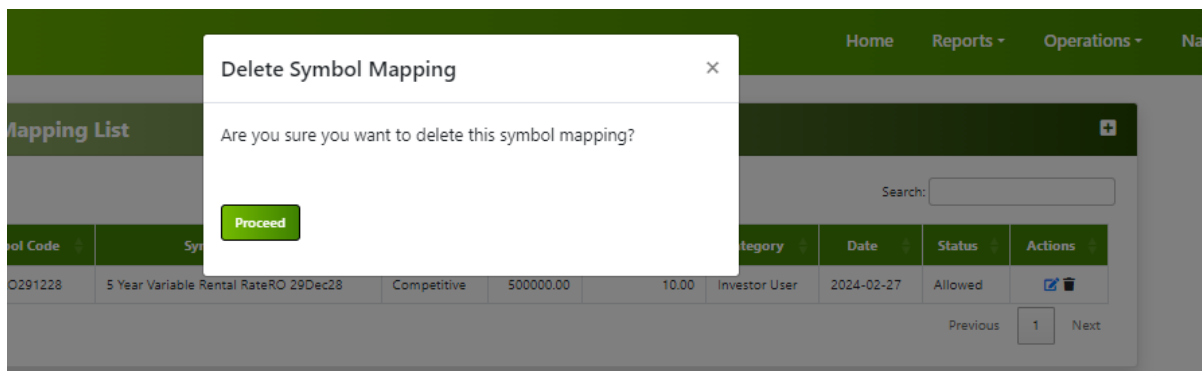
Operations → Creation Symbol Mapping



Step 03: Click on the deletion symbol under Actions tab as highlighted below.

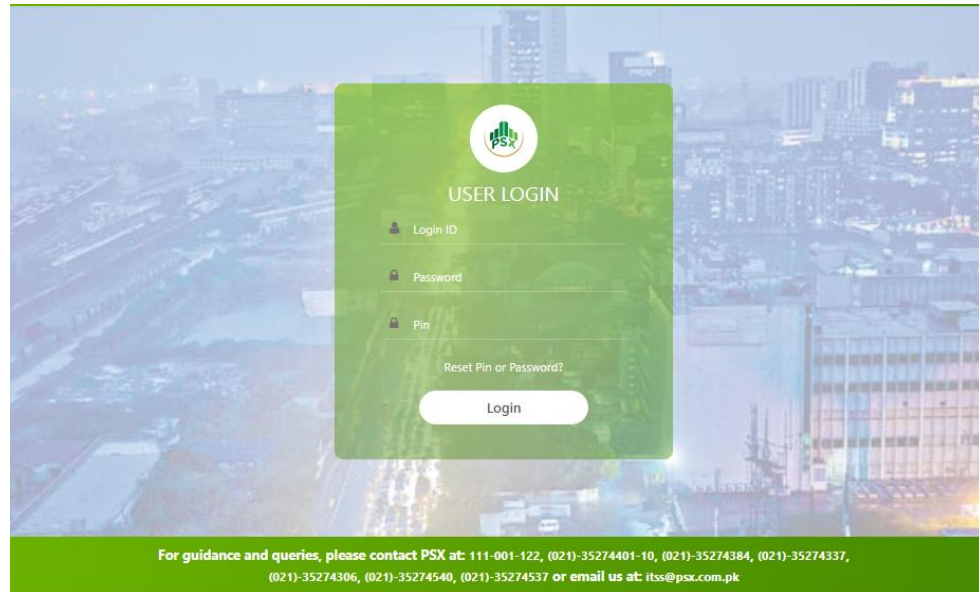


Step 04: Proceed for symbol mapping deletion.



5 Bidding by Investors - Steps

Step # 01: Login Auction portal via credentials received by the investors on their registered Email and mobile number. Access auction portal through the link <https://debt.psx.com.pk/>



For guidance and queries, please contact PSX at: 111-001-122, (021)-35274401-10, (021)-35274384, (021)-35274337, (021)-35274306, (021)-35274540, (021)-35274537 or email us at: itss@psx.com.pk

Step # 02: Click on the “Bid Screen” tab.

PSX Auction System		Home	Bid Screen	NAB ▾
Issuer Scrip Details		1 Year Ijara Sukuk Maturity 02Dec24 (P01GIS021224) ▾		
Issuer Name	Debt Management Office - MoF	Auction Manager	IBRAHIM SIDDIQUI	
Scrip Code	P01GIS021224	Scrip Name	1 Year Ijara Sukuk Maturity 02Dec24	
Floor Price	75	Ceiling Price	100	
Tick Size	0.0001	Denomination	5,000	
Minimum Order Value	5,000	Bid Type	Comp/Non-Comp	
Non-Competitive Bid Maximum Value	75,000,000	Competitive Bid Maximum Value		
Begin Date	2024-01-02	End Date	2024-01-02	
Start Time	15:12	End Time	15:35	
Non-Competitive Begin Date	2024-01-02	Non-Competitive End Date	2024-01-02	
Non-Competitive Begin Time	15:12	Non-Competitive End Time	15:35	
Initiated By	P99901	Target Amount	30,000,000,000	

Step # 03: Select bid parameters from Bid Window section in “Bid Screen” Tab to place bids.

Bid Screen Details as follows:

Section 1 – Bid Window	Section 2 – Issue Details	Section 3 – Client Bids
<ul style="list-style-type: none"> • Select Symbol: investor will select symbol for bid placement from the drop-down menu. • Bid Type: Investor will select bid type from available bid types. • Price: Investor will enter their desired price for bidding. Its respective yield will also be available based on that price for decision making. Note: Yield calculator will be available in case of Re-opening. • Bid Amount: Enter Amount of Bid for the symbol. <p>Cash Stats are available at the bottom of the Bid Window including:</p> <p>Cash: Total cash assigned to the investor.</p> <p>Consumed: The limit consumed by the investor from the total available limit by placing bids.</p> <p>Available: The available limit for bid placement.</p> <p>Margin%: Instrument wise advance amount to be deposited at A-1 as a percentage (%) of the Total Face Value of the Bid.</p> <ul style="list-style-type: none"> • PIN: Investor will enter PIN received on the registered mobile number. 	<p>Issue Details:</p> <p>This section shows the complete scrip details for auction including:</p> <ul style="list-style-type: none"> • Issue Description • Scrip Code • Comp Bid Start Date and Time • Comp Bid End Date and Time • NC Bid Start Date and Time • NC Bid End Date and Time • Bid timings (Competitive + Non-Competitive) • Floor and Ceiling Price (Range available for bidding) • Tick Size • Board Lot (Lot Size) • Total Offer • NCB Max Value (Net Capital Balance Max Value) • RMS Status • Minimum Order Value • Weighted Average Yield • Cutoff Rate: Cut Off rate of 1st Issue (only in case of reopening) • Maturity Date • Settlement Date • Start/End of Rental Period 	<p>Client Bids</p> <ul style="list-style-type: none"> • The section of Client Bids shows all the bids entered by the clients. Note: Premium is calculated in case of reopening which can be seen in Client Bids. <p>Premium = Face Value*(Cutoff Rental of Fresh Issue/365)*Accrued Days</p> <ul style="list-style-type: none"> • Investors can view all the bids that they have placed. However, price and yield of those bids will not be visible as these bids are anonymous. <p><i>Please see the screenshot below for better understanding of client bid screen.</i></p>

Yield Calculator for Reopening of IJARA Sukuk

Reopening yield calculator is downloadable and available in bid screen along with all the parameters. Please see below screenshot for your reference.



PAKISTAN STOCK EXCHANGE LIMITED

Stock Exchange Building, Stock Exchange Road, Karachi-74000
Phones: 111-001-122

Type of Sukuk:	FRR & VRR (Re-opening)	Rental Start Date:	24-Jan-24
Auction Date:	20-Feb-24	Rental End Date:	24-Jul-24
Re-opening Settlement Date:	21-Feb-24	Rental Rate (3 Year FRR)	16.0500%
Issue Date:	24-Jan-24	Rental Rate (5 Year FRR)	15.4900%
Maturity Date (3-Year):	24-Jan-27	Rental Rate (3 Year VRR)	21.1101%
Maturity Date (5-Year):	24-Jan-29	Rental Rate (5 Year VRR)	21.2401%
		Payment Frequency:	Semi-Annual

Enter Bid Price (3Y FRR)	100.0000	Enter Bid Price (5Y FRR)	100.0000
Yield	16.0324%	Yield	15.4789%
Enter Bid Price (3Y VRR)	100.0000	Enter Bid Price (5Y VRR)	100.0000
Yield	21.0778%	Yield	21.2169%

Bid Screen Interface:

PSX Auction System
Home Reports Bid Screen Nabeel - Front Office

Clients List

Show 10 entries Search:

Clients
B0524536-Nabeel
B0524537-Ghazanfar
B0524538-Sakrani
B0524539-Abid
B0524546-ABC
B0524547-DEF
B0524548-GHI
B0524555-ADR Securities
B0524556-NY2001

Showing 1 to 9 of 9 entries Previous 1 Next

Bid Window

Client Id: B0524556 Client Name: NY2001

Select Symbol: 1 Year Ijara Sukuk Maturity 02Dec24

Select Bid Type: Competitive

Price: 85.4174 Yield (%): 0

Bid Amount: 50,000

PIN:

I have read and agreed to the terms and conditions

Bid

Cash	250,000.00	Consumed	0.00
Available	250,000.00	Margin %	10.00

Issue Details

Issue Description	1 Year Ijara Sukuk Maturity 02Dec24	Scrip Code	P01G5021224
Comp Bid Start Date	2024-02-14	Comp Bid End Date	2024-02-14
Comp Bid Start Time	11:00	Comp Bid End Time	23:24
NC Bid Start Date	2024-02-14	NC Bid End Date	2024-02-13
NC Bid Start Time	11:00	NC Bid End Time	23:24
Floor Price	-	Ceiling Price	-
Tick Size	0.0001	Board Lot	5000
Total Offer	30,000,000,000.00	NCB Max Value	75,000,000.00
RMS Status	Yes	Minimum Order Value	5,000.00
Weighted Avg Yield	0.0000	Cut-off Rate	-
Cut-off Margin	-	Settlement Date	2024-02-21
Maturity Date	2025-01-31	Start Of Rental Period	2024-02-21
End Of Rental Period	2025-02-19		

Client Bids

CSV

Search:

Date	Time	Client Id	Client Name	Symbol	Order No	Price	Yield (%)	Bid Amount (Face Value in Rs.)	Realized Amount (Rs.)	Price Premium (Rs.)	Final Realized Amount (Rs.)	Order Action	Bid Type	Initiator	Actions
2024-02-27	15:58:04	80524555	ADR Securities	P05VRO291228	00000960	101.5427	0.0000	50,000.00	50,771.35	1,018.36	51,789.71	New	Competitive	80524527	
2024-02-27	16:00:30	80524555	ADR Securities	P05VRO291228	00000961	99.5614	0.0000	15,000.00	14,934.21	305.51	15,239.72	New	Competitive	80524527	

Showing 1 to 2 of 2 entries

Previous Next

(Client Bids – Bid Screen)

Downloading Client Bids:

Client Bids can be downloaded from the client bid section by clicking on the “CSV” option available on the screen as shown in the screenshot below:

Client Bids

CSV

Date	Time	Client Id	Client Name	Symbol	Order No	Price	Yield (%)	Bid Amount (Face Value in Rs.)	Realized Amount (Rs.)	Price Premium (Rs.)	Final Realized Amount (Rs.)
2024-02-27	15:58:04	80524555	ADR Securities	P05VRO291228	00000960	101.5427	0.0000	50,000.00	50,771.35	1,018.36	51,789.71
2024-02-27	16:00:30	80524555	ADR Securities	P05VRO291228	00000961	99.5614	0.0000	15,000.00	14,934.21	305.51	15,239.72

Showing 1 to 2 of 2 entries

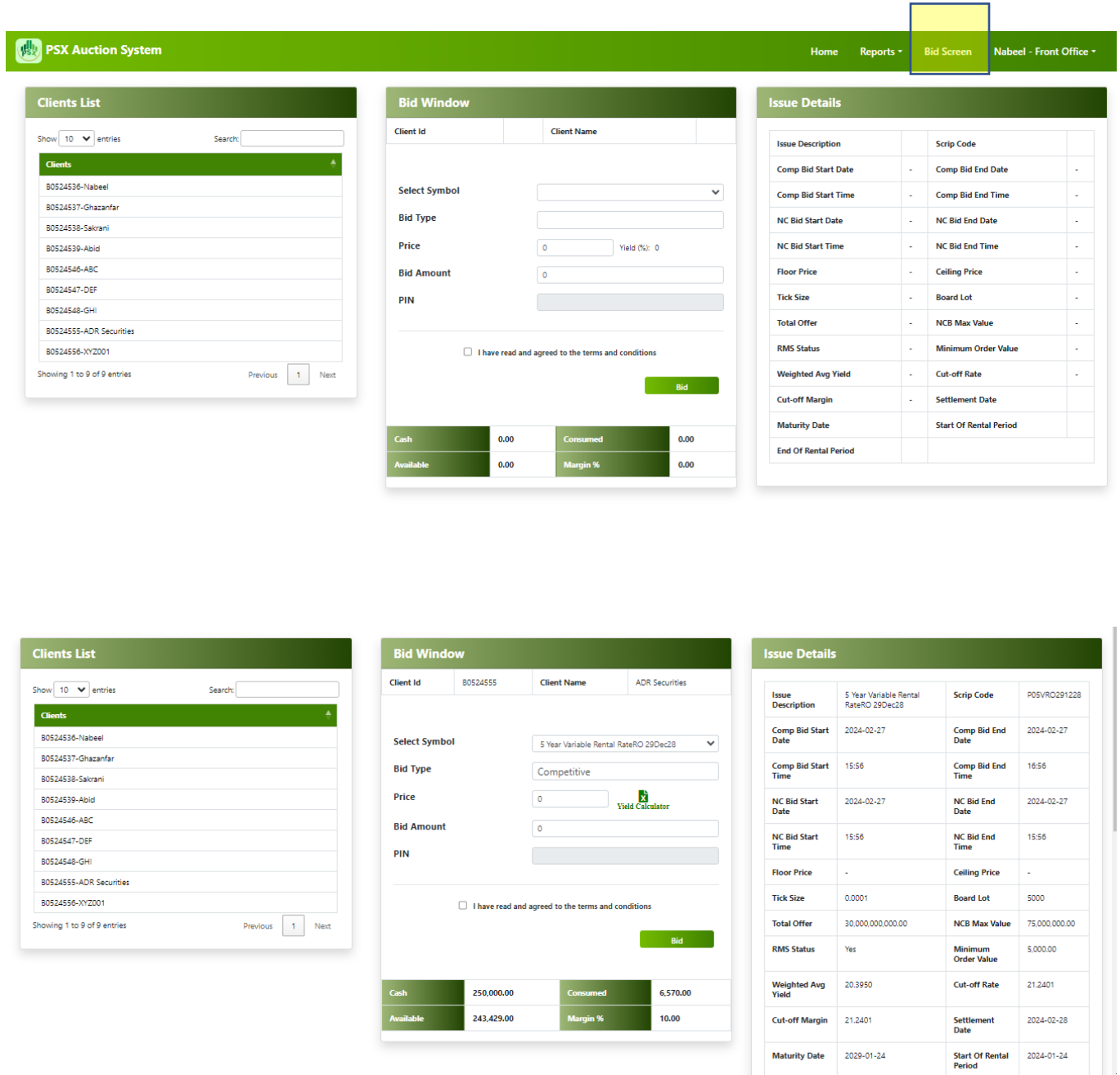
6 Bidding by Participant on Behalf of Investor

6.1 Bidding Steps

If a Participant wants to bid on behalf of their investors/clients, Participants can place bids through Participant admin ID of Front Office where access of Bid Screen module is provided. Admin ID of Front Office has access to such functionality to place bids for itself as well as for its investors.

Step # 01: Log in to the Auction portal via credentials received by the Participant Front Office on their registered Email and mobile number. Access portal through the link <https://debt.psx.com.pk/>

Step # 02: Select the “Bid Screen” Tab as shown in the screenshot below.



PSX Auction System Home Reports **Bid Screen** Nabeel - Front Office

Clients List

Show 10 entries Search:

Clients
B0524536-Nabeel
B0524537-Ghazanfar
B0524538-Sakrani
B0524539-Abid
B0524546-ABC
B0524547-DEF
B0524548-GHI
B0524555-ADR Securities
B0524556-XYZ001

Showing 1 to 9 of 9 entries Previous 1 Next

Bid Window

Client Id Client Name

Select Symbol

Bid Type

Price 0 Yield (%): 0

Bid Amount 0

PIN

I have read and agreed to the terms and conditions

Bid

Cash	0.00	Consumed	0.00
Available	0.00	Margin %	0.00

Issue Details

Issue Description	Scrip Code
Comp Bid Start Date	Comp Bid End Date
Comp Bid Start Time	Comp Bid End Time
NC Bid Start Date	NC Bid End Date
NC Bid Start Time	NC Bid End Time
Floor Price	Ceiling Price
Tick Size	Board Lot
Total Offer	NCB Max Value
RMS Status	Minimum Order Value
Weighted Avg Yield	Cut-off Rate
Cut-off Margin	Settlement Date
Maturity Date	Start Of Rental Period
End Of Rental Period	

Clients List

Show 10 entries Search:

Clients
B0524536-Nabeel
B0524537-Ghazanfar
B0524538-Sakrani
B0524539-Abid
B0524546-ABC
B0524547-DEF
B0524548-GHI
B0524555-ADR Securities
B0524556-XYZ001

Showing 1 to 9 of 9 entries Previous 1 Next

Bid Window

Client Id B0524555 Client Name ADR Securities

Select Symbol 5 Year Variable Rental RateRO 29Dec28

Bid Type Competitive

Price 0 Yield Calculator

Bid Amount 0

PIN

I have read and agreed to the terms and conditions

Bid

Cash	250,000.00	Consumed	6,570.00
Available	243,429.00	Margin %	10.00

Issue Details

Issue Description	5 Year Variable Rental RateRO 29Dec28	Scrip Code	POS/RO291228
Comp Bid Start Date	2024-02-27	Comp Bid End Date	2024-02-27
Comp Bid Start Time	15:56	Comp Bid End Time	16:56
NC Bid Start Date	2024-02-27	NC Bid End Date	2024-02-27
NC Bid Start Time	15:56	NC Bid End Time	15:56
Floor Price	-	Ceiling Price	-
Tick Size	0.0001	Board Lot	5000
Total Offer	30,000,000,000.00	NCB Max Value	75,000,000.00
RMS Status	Yes	Minimum Order Value	5,000.00
Weighted Avg Yield	20.3950	Cut-off Rate	21.2401
Cut-off Margin	21.2401	Settlement Date	2024-02-28
Maturity Date	2029-01-24	Start Of Rental Period	2024-01-24

Step # 03: Select Investor from the Client List Window. Please see above screenshot.

Clients List

Show entries Search:

Clients
B0524536-Nabeel
B0524537-Ghazanfar
B0524538-Sakrani
B0524539-Abid
B0524546-ABC
B0524547-DEF
B0524548-GHI
B0524555-ADR Securities
B0524556-XYZ001

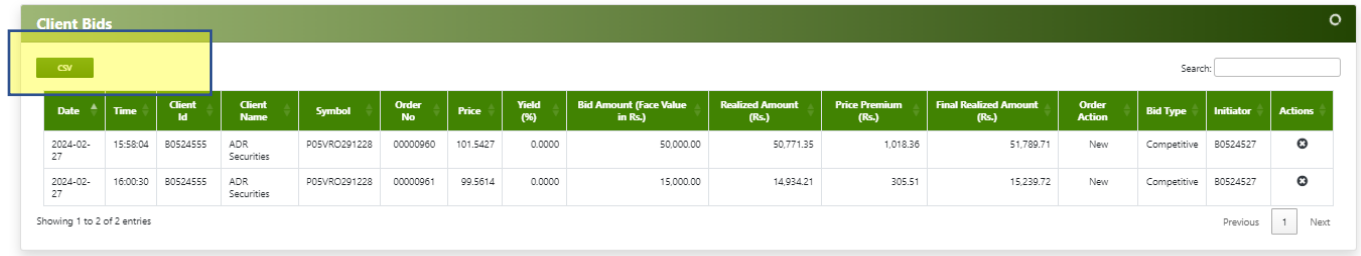
Showing 1 to 9 of 9 entries Previous Next

Step # 04: Select the Bid Parameters from the Bid window. The Bid window is shown in the above screenshot.

Section 1 – Client List	Section 2 – Bid Window	Section 3 – Issue Details
<p>Client List:</p> <ul style="list-style-type: none"> Shows list of all the investors (Participant + Individuals) created by the Back Office of Participant. 	<ul style="list-style-type: none"> Select Symbol: investor will select symbol for bid placement from the drop-down menu. Bid Type: Investor will select bid type from available bid types. Price: Investor will enter their desired price for bidding. Its respective yield will also be available based on that price for decision making. Bid Amount: Enter Amount of Bid in the symbol. <p>Cash Stats are available at the bottom of the Bid Window including:</p> <p>Cash: Total cash assigned to investor Consumed: The limit consumed by the investor from the total available limit by placing bids. Available: The available limit for bid placement. Margin%: Instrument wise advance amount to be deposited at A-1 as a percentage (%) of Total Face Value of Bid.</p> <ul style="list-style-type: none"> PIN: Front Office Admin shall enter its own PIN received on the registered mobile number. 	<p>Issue Details:</p> <p>This section shows the complete scrip details for auction including:</p> <ul style="list-style-type: none"> Issue Description Scrip Code Comp Bid Start Date and Time Comp Bid End Date and Time NC Bid Start Date and Time NC Bid End Date and Time Bid timings (Competitive + Non-Competitive) Floor and Ceiling Price (Range available for bidding) Tick Size Board Lot (Lot Size) Total Offer NCB Max Value (Net Capital Balance Max Value) RMS Status Minimum Order Value Weighted Average Yield Cutoff Rate: Cut Off rate of 1st Issue (only in case of reopening) Maturity Date Settlement Date Start/End of Rental Period
<p>Section 4 – Client Bids</p>		
<p>Client Bids</p> <ul style="list-style-type: none"> The Client Bids section shows all the bids entered by the clients by themselves and by its Participant (Admin Front Office) <p>Note: Premium is calculated in case of reopening which can be seen in Client Bids. Premium = Face Value*(Cutoff Rental of Fresh Issue/365)*Accrued Days</p> <ul style="list-style-type: none"> Front Office admin can see all the bids placed by its investors. However, Front Office will not be able to see price and yield of those bids as these bids are anonymous. <p><i>Please see below screenshot for better understanding of client bid screen.</i></p>		

6.2 Downloading Client Bids

Client Bids can be downloaded from the client bid section of Front Office by clicking on “CSV” option available on the screen as shown in below screenshot:



The screenshot shows the 'Client Bids' section of a software interface. A yellow box highlights a 'CSV' button. Below it is a table with the following data:

Date	Time	Client Id	Client Name	Symbol	Order No	Price	Yield (%)	Bid Amount (Face Value in Rs.)	Realized Amount (Rs.)	Price Premium (Rs.)	Final Realized Amount (Rs.)	Order Action	Bid Type	Initiator	Actions
2024-02-27	15:58:04	B0524555	ADR Securities	P05VRO291228	00000960	101.5427	0.0000	50,000.00	50,771.35	1,018.36	51,789.71	New	Competitive	B0524527	⊗
2024-02-27	16:00:30	B0524555	ADR Securities	P05VRO291228	00000961	99.5614	0.0000	15,000.00	14,934.21	305.51	15,239.72	New	Competitive	B0524527	⊗

Showing 1 to 2 of 2 entries

Previous 1 Next

Note: Participant admin will not be able to see Yield and Price of bids placed by investors by their own ID (Anonymous Bid)