

Reliance Weaving Mills Limited

Corporate Briefing Session (CBS)

Dated: October 27, 2022

Contents

1. Company Brief

2. Board of Directors

3. Brief of Operations

4. Financial Highlights

5. Statement of Profit or Loss

6. Six years Turnover

7. Six Year Profit or loss at Glance

8. Six Years Investor's Information

9. Cash Dividend

10. Comparative Balance Sheet

11. Future Outlook

12. Future Projects

13. Key Challenges/Problems

1- COMPANY BRIEF

1. The Company was incorporated on April 07, 1990 with its Registered Office at 2nd Floor, Trust Plaza, L.M.Q. Road, Multan and is listed on Pakistan Stock Exchange.
2. The Company is engaged in the production of Yarns and Fabrics. The Production Unit are located at Fazalpur Khanewal Road, Multan (Multan Unit) and Mukhtarabad, Chak Beli Khan Road, Rawat, Rawalpindi (Rawat Unit).
3. The Head Office of the Company is situated at E-110, Khayaban-e-Jinnah, Lahore Cantt.

2- BOARD OF DIRECTORS

Mr. Fawad Ahmed Mukhtar	Chairman
Mr. Faisal Ahmed Mukhtar	CEO/Executive Director
Mr. Fahd Mukhtar	Non-Executive Director
Mr. Muhammad Mukhtar Sheikh	Non-Executive Director
Mrs. Fatima Fazal	Non-Executive Director
Mr. Muhammad Shaukat	Independent Director
Mr. Shahid Aziz	Independent Director

3- BRIEF OF OPERATIONS

SPINNING

UNIT 3 (RAWAT ISLAMABAD)

SPINDLES = 17,760

RING FRAMES = 37

CAPACITY = 4,783 TONS

UNIT 4 (MULTAN)

SPINDLES = 47,520

RING FRAMES = 42

CAPACITY = 14,677 TONS

TOTAL SPINNING

SPINDLES = 65,280

RING FRAMES = 79

CAPACITY = 19,460 TONS

WEAVING

UNIT 1

LOOMS = 107

CAPACITY = 21.918 M (Meters)

UNIT 2

LOOMS = 192

CAPACITY = 53.467 M (Meters)

UNIT 5

LOOMS = 174

CAPACITY = 38.784 M (Meters)

TOTAL WEAVING

LOOMS = 473

CAPACITY = 114.169 M (Meters)

4-

**FINANCIAL
HIGHLIGHTS**

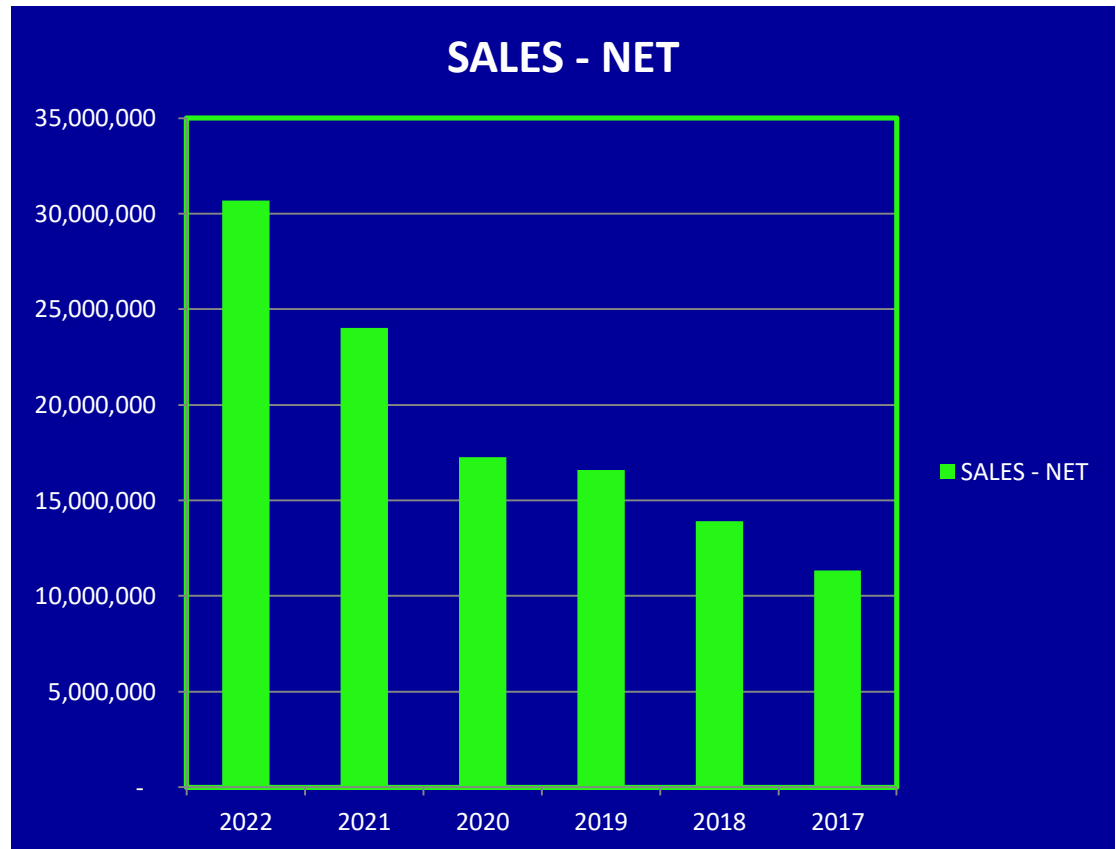
PARTICULARS	2022	2021	INCREASE / (DECREASE)
SALES (PKR in Millions)	30,704	24,030	28%
GROSS PROFIT (PKR in Millions)	5,441	3,510	1,931
GROSS PROFIT %	17.72%	14.61%	3.11%
EBITDA (PKR in Millions)	4,767	3,245	1,522
EBITDA %	15.53%	13.50%	2.02%
NET PROFIT (PKR in Millions)	2,639	1,733	907
NET PROFIT %	8.60%	7.21%	1.39%
EPS - PKR	85.67	56.24	29.43
Dividend %	40%	75%	(35%)

5-
STATEMENT OF
PROFIT OR LOSS
JUNE 30, 2022

	2022 (PKR in Millions)	2021 (PKR in Millions)	% Increase / (Decrease)
Sales-net	30,704	24,030	28%
Cost of Sales	(25,263)	(20,520)	23%
Gross Profit	5,441	3,510	55%
Distribution expenses	(496)	(298)	66%
Administrative expenses	(314)	(206)	52%
Other income	174	102	70%
Other Expenses	(388)	(135)	186%
Profit from Operations	4,416	2,972	49%
Finance cost	(1,303)	(918)	42%
Share of loss of Associates	-	(36)	(100)%
Profit before taxation	3,113	2,019	54%
Taxation	(474)	(286)	65%
Profit after taxation	2,639	1,733	52%
Earning per share	85.67	56.24	52%

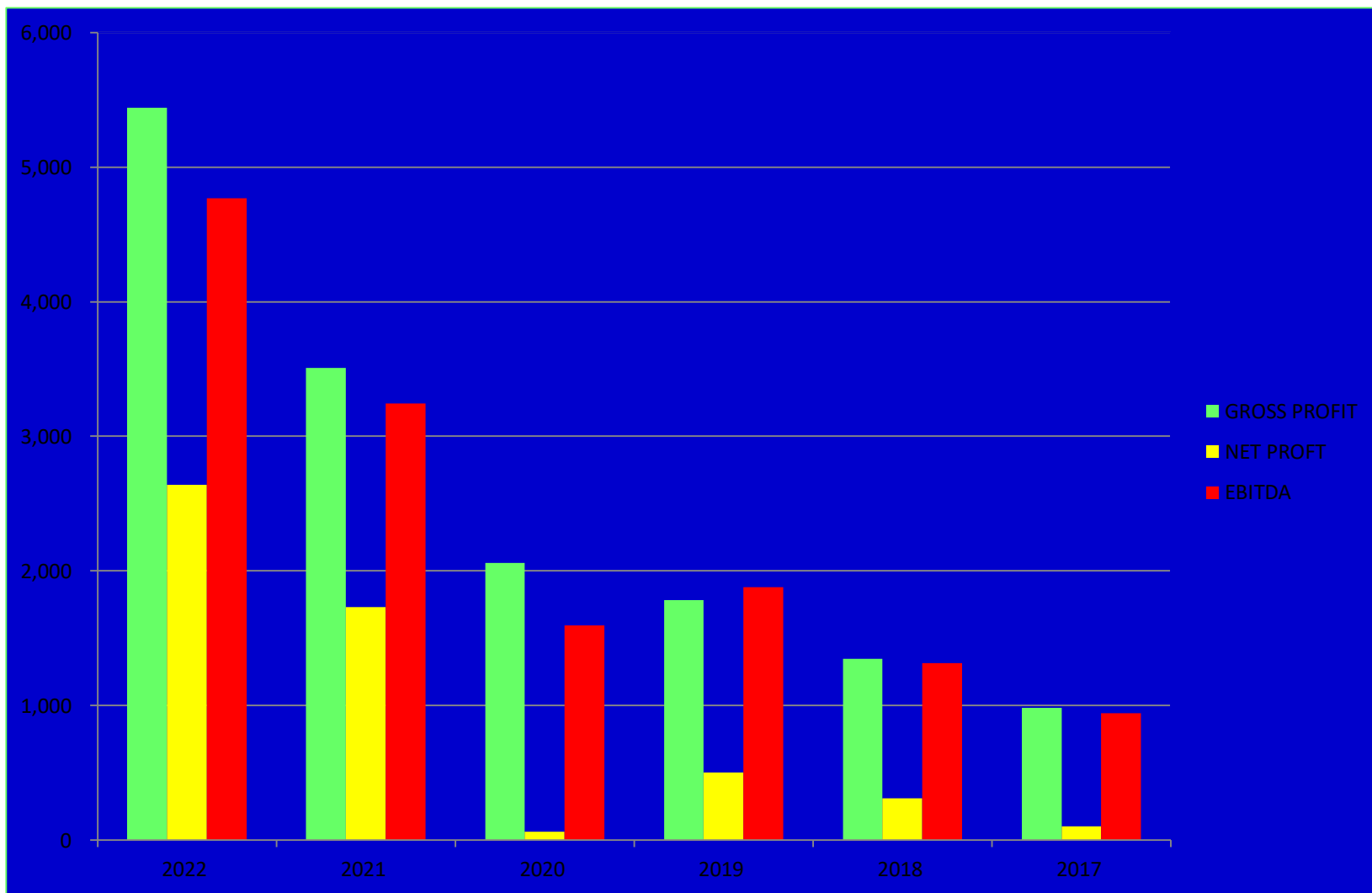
6- SIX YEARS TURNOVER PKR

YEAR	SALES - NET
2022	30,703,659
2021	24,030,100
2020	17,275,166
2019	16,605,159
2018	13,913,861
2017	11,341,734



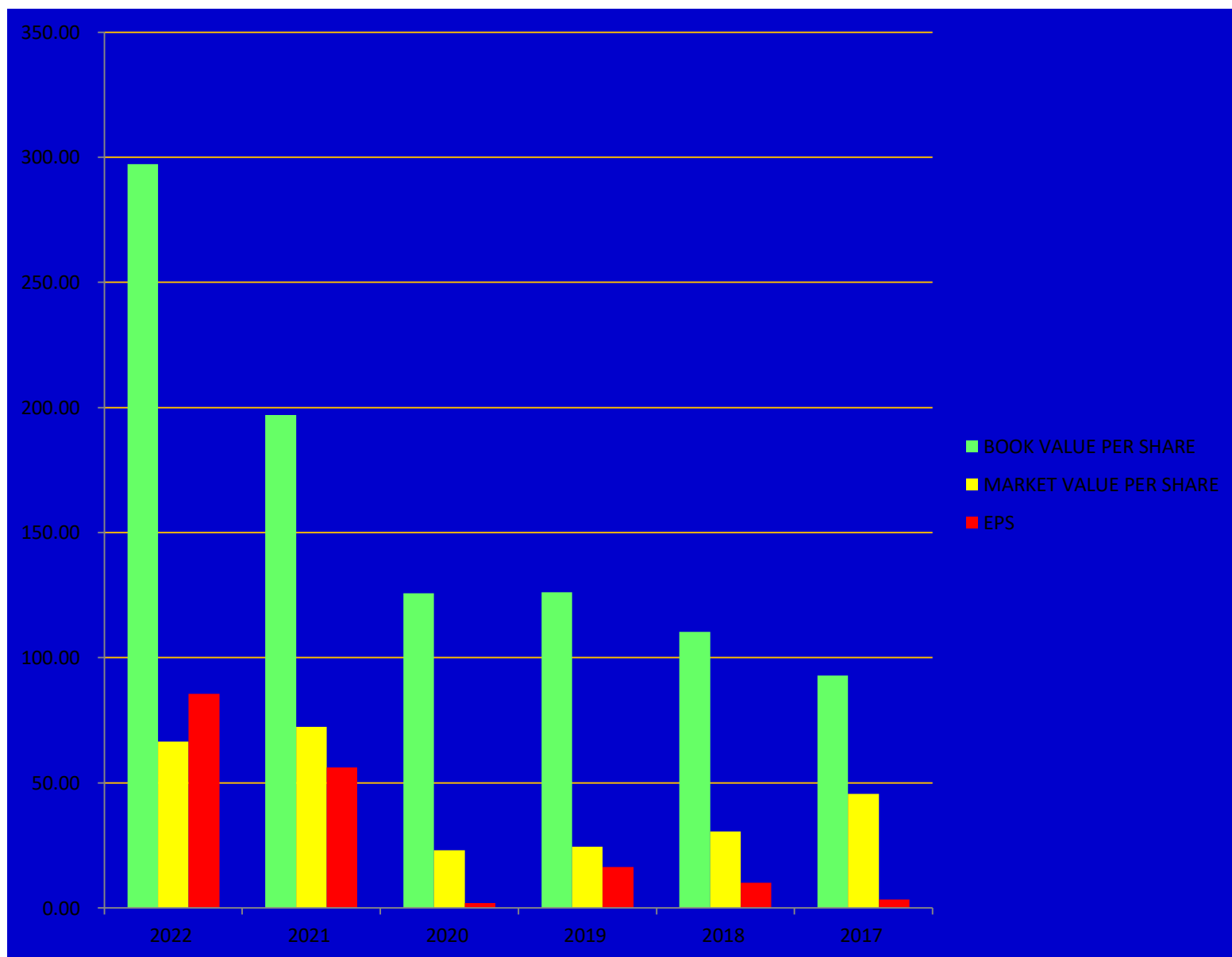
7- SIX YEARS PROFIT OR LOSS AT GLANCE

YEAR	GROSS PROFIT	NET PROFIT	EBITDA
	PKR IN MILLIONS		
2022	5,441	2,639	4,767
2021	3,510	1,733	3,245
2020	2,061	61	1,596
2019	1,783	503	1,879
2018	1,346	311	1,313
2017	984	101	941



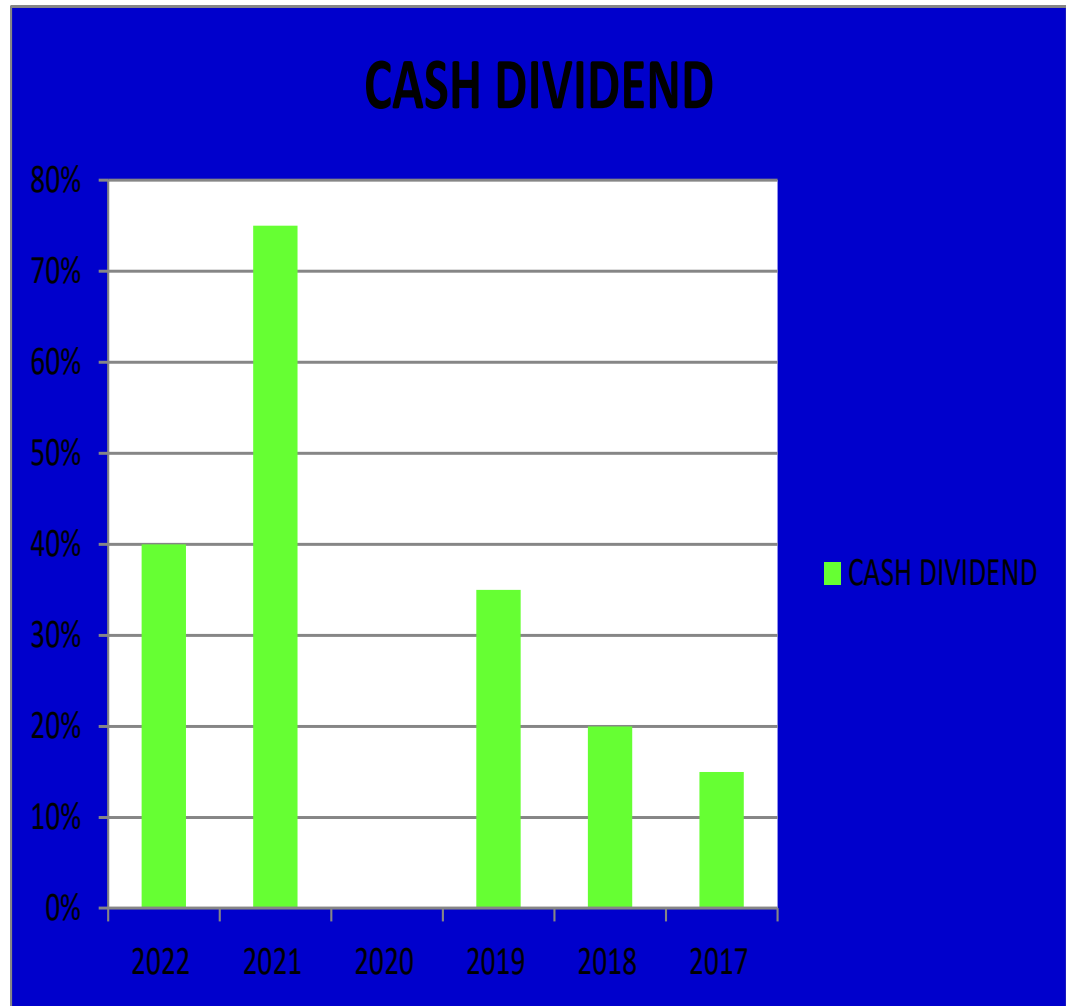
8- SIX YEARS INVESTOR'S INFORMATION - PKR

YEAR	BOOK VALUE PER SHARE	MARKET VALUE PER SHARE	EPS
2022	297.31	66.50	85.67
2021	196.99	72.41	56.24
2020	125.83	23.00	1.99
2019	126.27	24.49	16.32
2018	110.41	30.49	10.08
2017	92.80	45.60	3.29



9- CASH DIVIDEND PAID (%)

YEAR	CASH DIVIDEND
2022	40%
2021	75%
2020	0%
2019	35%
2018	20%
2017	15%



10- COMPARATIVE STATEMENT OF FINANCIAL POSITION — PKR IN MILLIONS

PARTICULARS	2022	2021	EPS
Non-Current Assets	12,709	8,158	55%
Current Assets	15,048	11,154	35%
Total Assets	27,757	19,312	44%
Equity	9,161	6,069	51%
Non-Current Liabilities	3,898	3,224	21%
Current Liabilities	14,698	10,019	47%
Total Liabilities	18,596	13,243	40%
Total Equity & Liabilities	27,757	19,312	44%

11- FUTURE OUTLOOK

1. The Company is committed to modernize and expand production line according to rapidly changing technology in order to produce international quality products
2. New spinning mill project of fine count of 25,520 spindles is expected to start in 3rd quarter of current year.
3. Installation of 3 MW solar panel is also in process which is expected to start at end of 2nd quarter to enhance green energy resources.
4. The Company has also in process of installation of HOT WATER CHILLER.
5. The Board of Directors has approved to set up a stitching Unit for the purpose of upward integration.

12- KEY CHALLENGES

1. Rise in the prices of Raw Material and lowest cotton outputs.
2. Supply of energy by Govt at current unit price to export oriented sector.
3. Unexpected Fluctuations in interest rate & exchange rates.

Question & Answer Session

THANK YOU